

How to cut different pieces of Kafan.

How to cut different pieces of Kafan:

It is recommended that the cloth for “Kafan” is white, made of cotton, and not so thin to show the body of the deceased. If the three wajib pieces do NOT fully conceal the body, it will become wajib to have extra pieces (eg: extra chaddar) to ensure that the body is properly concealed.

It is also recommended for the kafan not to be cut with a tool made of iron or metal. The mas’ala is that it is makruh , not haram to cut with iron or metal. Hence it is better to cut with non-metallic scissors or try and tear the cloth with your hands.

These measurements are for an average size body of 5’ – 6’ and will suffice most of the time. Measurements for non-average body are given at the end of this section.

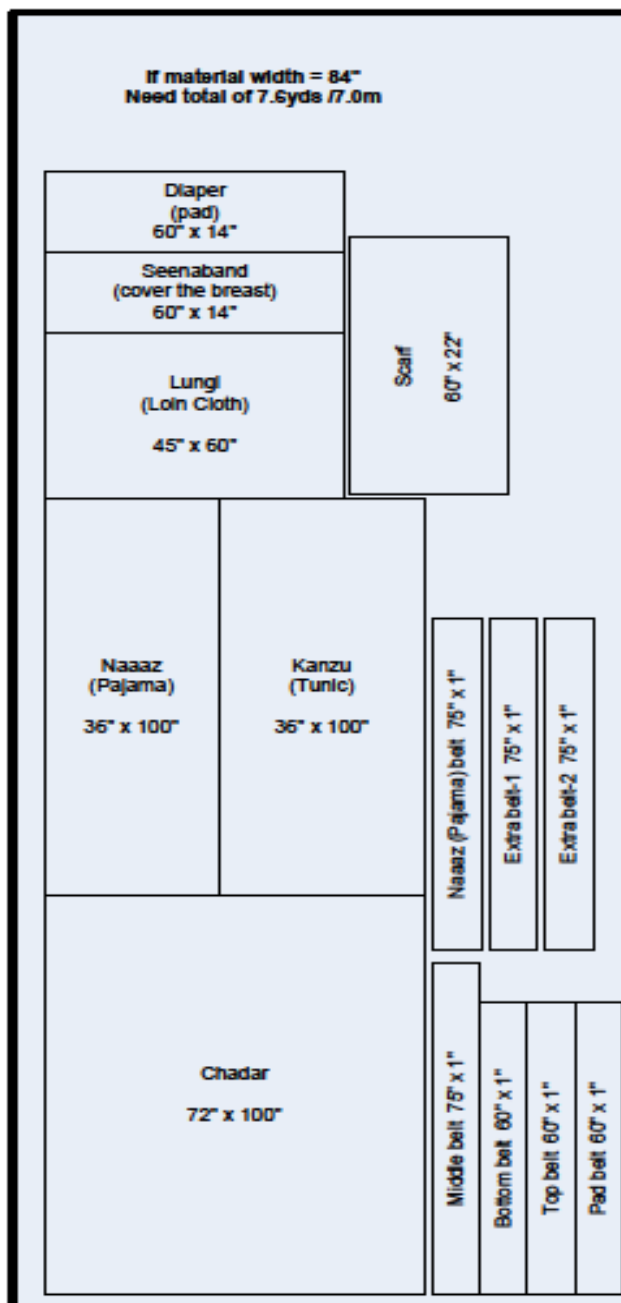
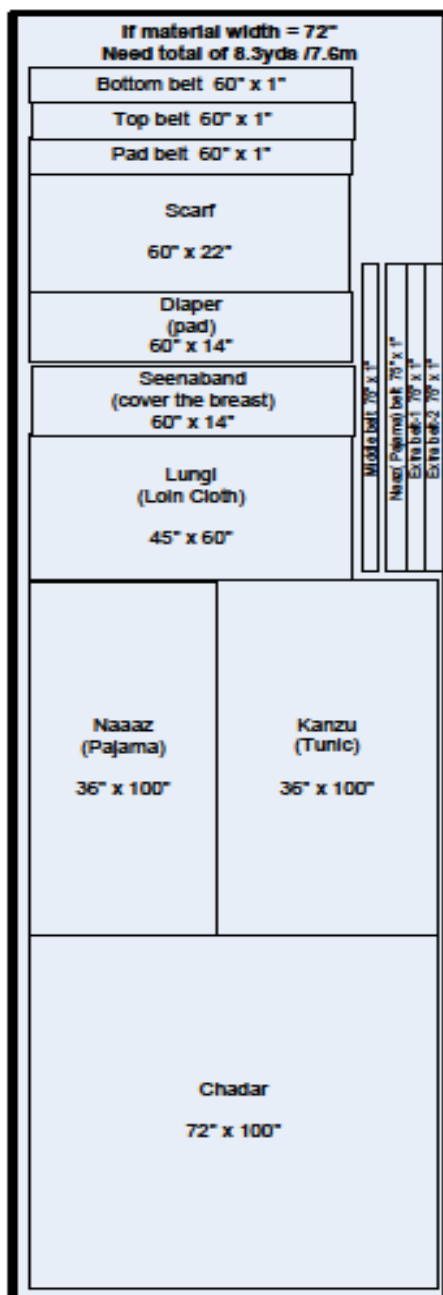
The length of cloth you will require depends on the width of the material.

Material Width	Female	Male
72"	8.3 yds	7.2 yds
84"	7.6 yds	7 yds
90"	7.2 yds	7 yds
100"	6 yds	6 yds

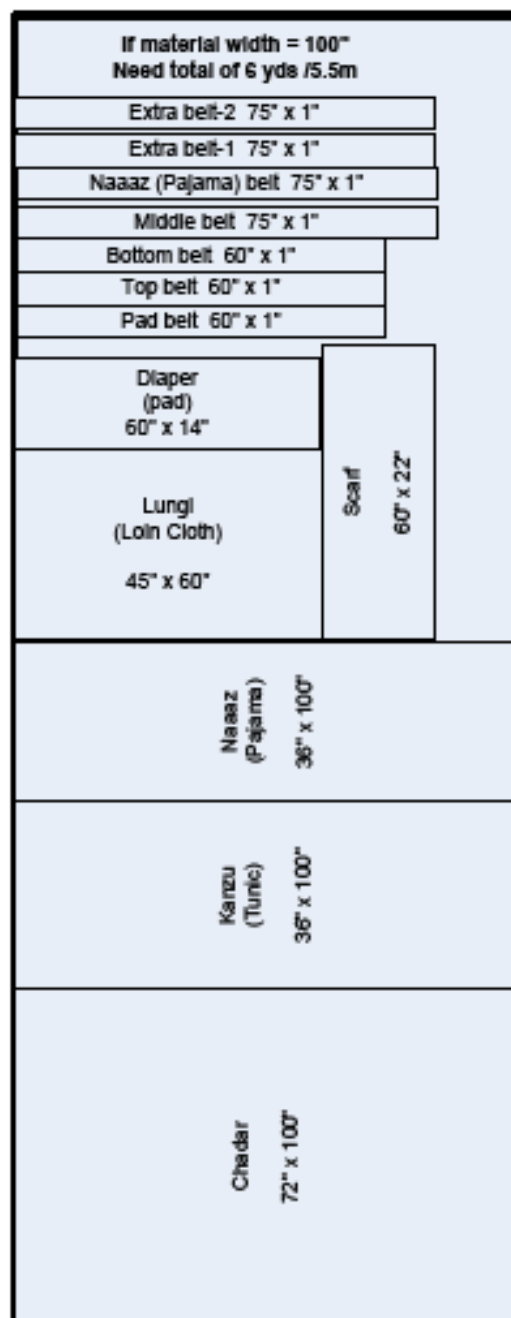
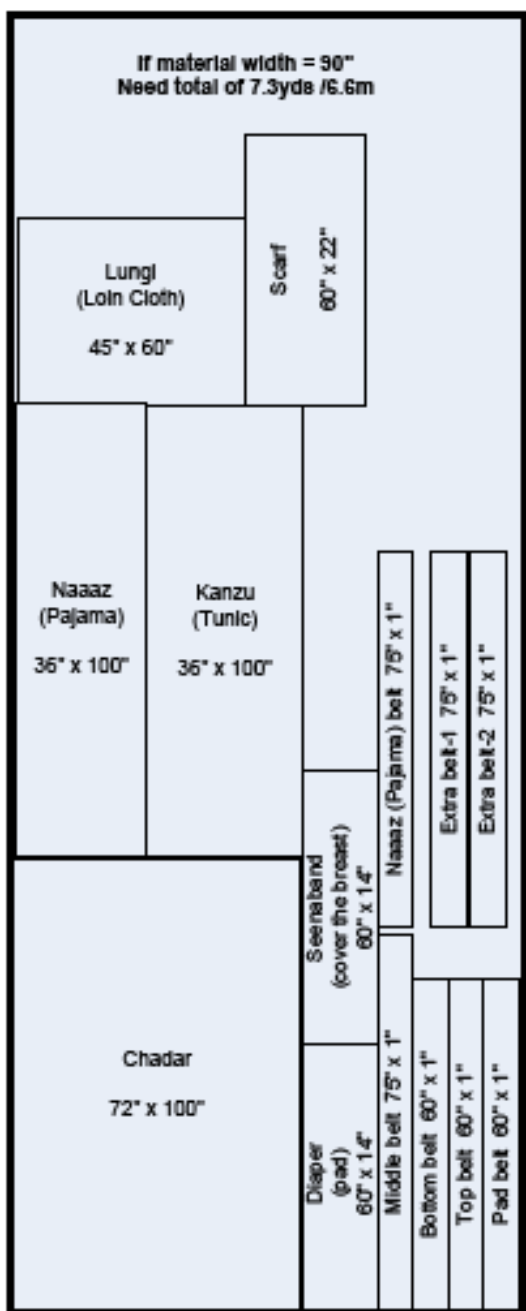
Some pieces are Wajib and others are Mustahab (recommended) for each gender – refer to the table below.

	Description	Female Kafan measurement	Male Kafan measurement	Ruling Wajib or Mustahab
1	Top Belt	1"x 60"	1"x60"	
2	Middle Belt	1"x 75"	1"x75"	
3	Bottom Belt	1"x 60"	1"x60"	
4	Extra Chaddar	84" x 100"	84" x 100"	Mustahab
5	Chaddar	72"x100"	72"x100"	Wajib
6	Scarf	22"x60"	N/A	Mustahab
7	Turban	N/A	6" x 78	Mustahab
8	Kanzu (Tunic)	36"x100"	36"x100"	Wajib
9	Lungi (loin Cloth)	45"x60"	45"x60"	Wajib
10	Naaz (Pajama) Belt	1" x 75"	1" x 75"	
11	Naaaz (Pajama)	36"x100"	30"x100"	Mustahab
12	Seenaband (cover the breast)	14"x60"	N/A	Mustahab
13	Belt for pad	1"x 60"	1x75"	Mustahab
14	Pad	14"x60"	14"x60"	Mustahab
15	Extra Belt-1	1" x 75"	1" x 75"	
16	Extra Belt-2	1' x 75"	1" x 75"	

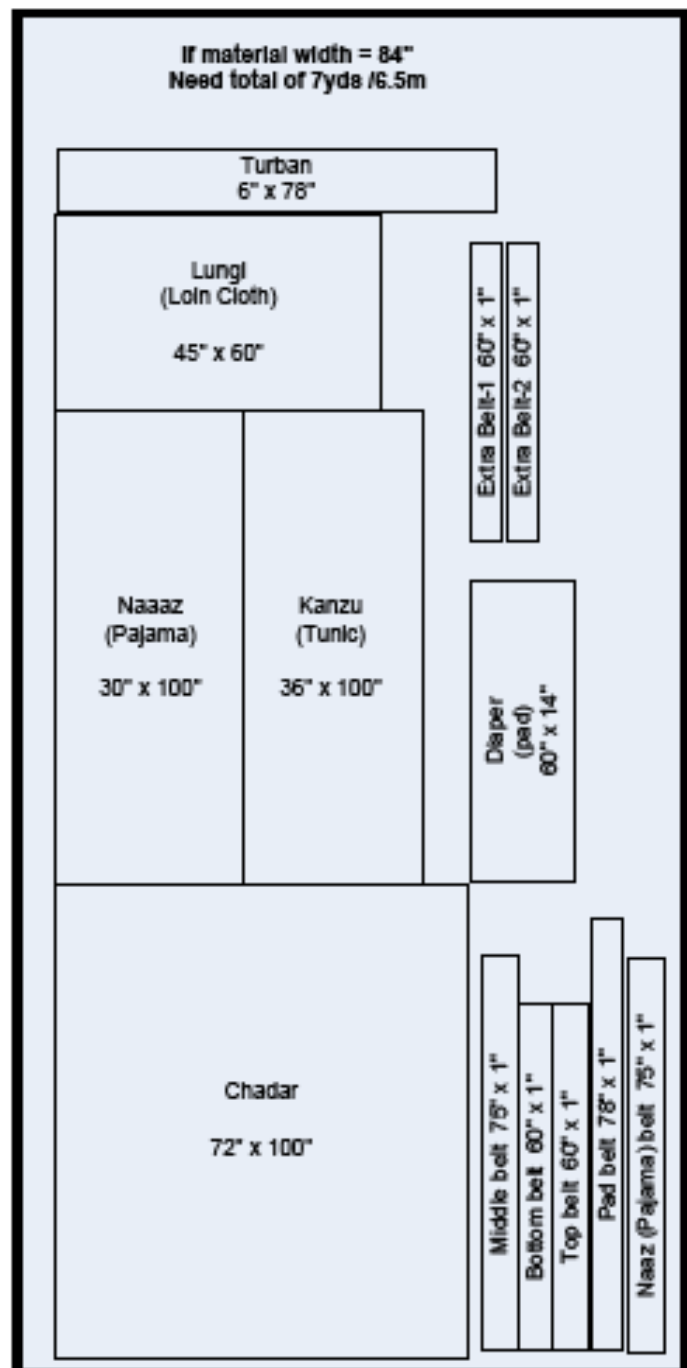
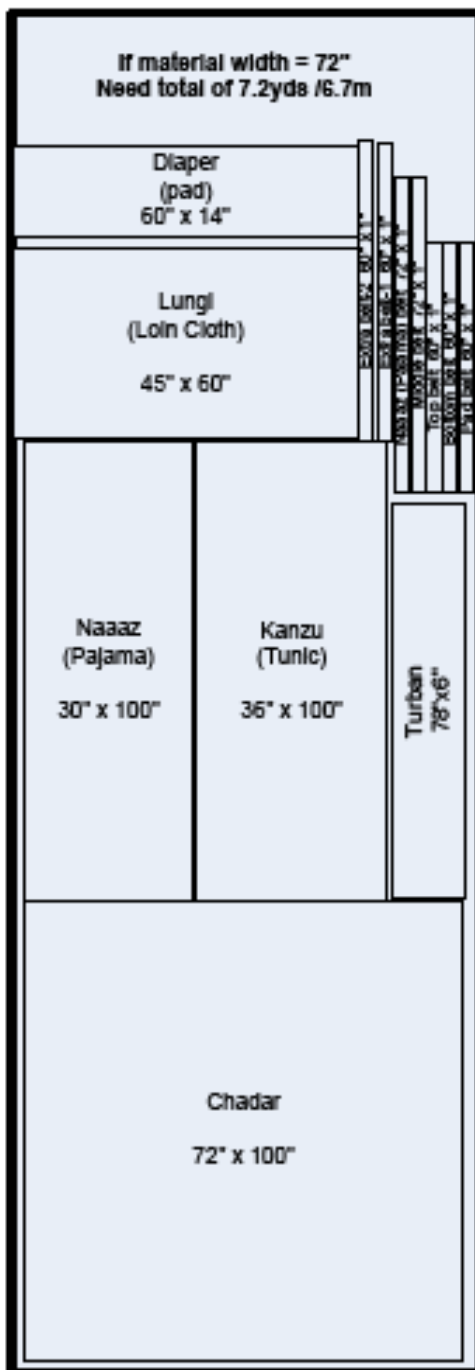
Female Kafan layout:



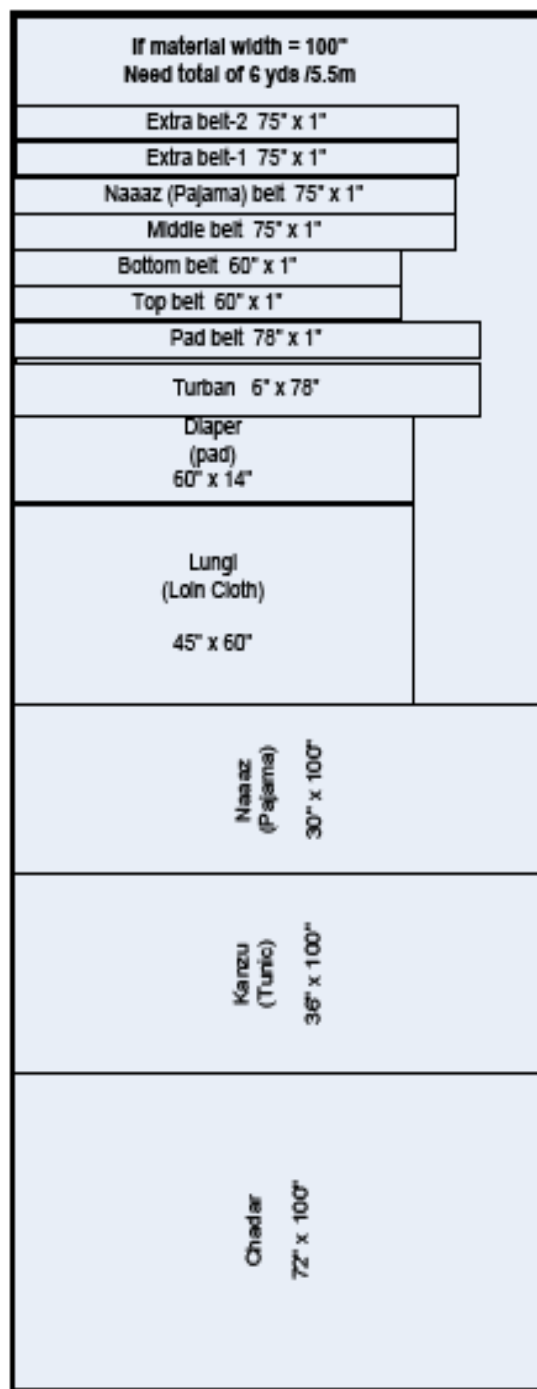
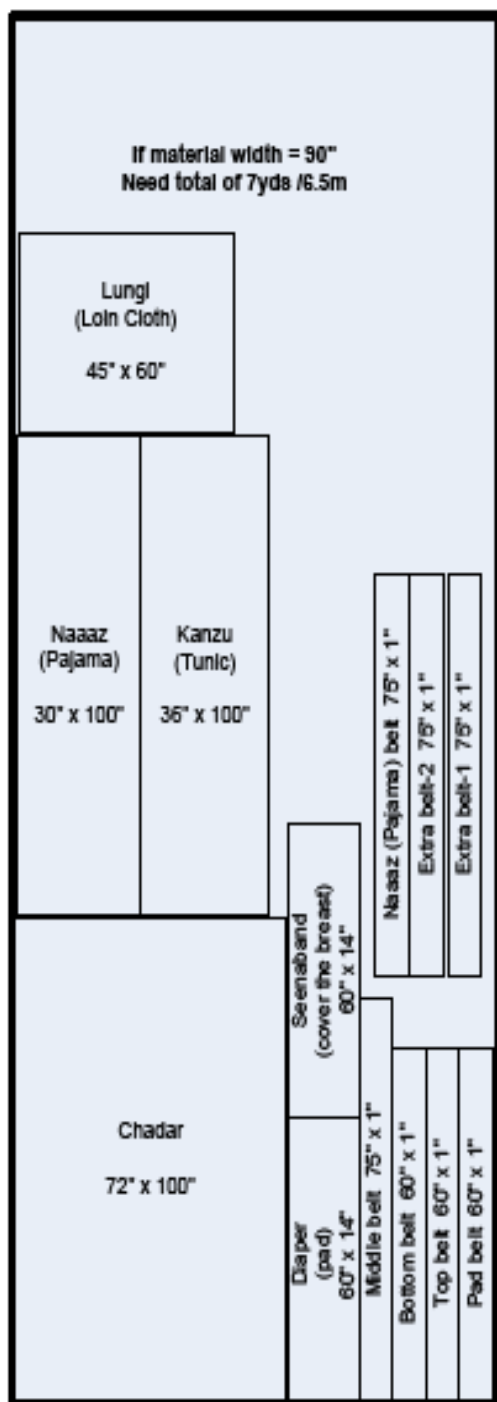
Female Kafan layout:



Male Kafan layout:



Male Kafan layout:



If the body is significantly shorter, longer or wider than the average, use the following guidelines to cut the Kafan.

	Description	Length measurement	Width measurement	Ruling Wajib or Mustahab
1	Top Belt	60"	1"	
2	Middle Belt	75"	1"	
3	Bottom Belt	60"	1"	
4	Extra Chaddar	Same or longer than the Chaddar	Same or wider than the Chaddar	Mustahab
5	Chaddar	1 ¼ times the height of the body	Twice the waist measurement	Wajib
6	Scarf	60"	22"	Mustahab
7	Turban	78"	6"	Mustahab
8	Kanzu (Tunic)	Minimum from the shoulder to the ankle. (2 times shoulder to ankle length)	Measurement of the chest.	Wajib
9	Lungi (loin Cloth)	Minimum from navel to knees. Preferred from waist to ankle.	1 ½ times the waist	Wajib
10	Naaaz (Pajama) Belt	75"	1"	
11	Naaaz (Pajama)	3 times the waist.	1 ¼ times the waist.	Mustahab
12	Seenaband (cover the breast)	1 ½ times the chest	5" above and below the bust	Mustahab
13	Belt for pad	60"	1"	Mustahab
14	Pad	2 times the waist	½ times the waist.	Mustahab
15	Extra Belt-1	75"	1"	
15	Extra Belt-2	75"	1"	